


# Esquimalt Nation Community Plan

## Why Are We Here?

### WELCOME to Open House #2 (March 30<sup>th</sup>, 2010)

Chief and Council have initiated the Esquimalt Nation Vision and Community Plan Project. This is the second in a series of Open Houses to inform members of the Nation about the planning process and to receive input on the content of the Plan. Your advice and comments are important to the success of the project. We hope you will take time to review the presentation boards, ask questions and provide your feedback.



## WORK TO DATE

- Weekly briefings with Chief and staff
- Newsletters #4 (February) and #5 (March)
- Mailout to off reserve members
- Meetings with history consultants
- Vision Statement drafted for review and comment

## PROCESS PHASES

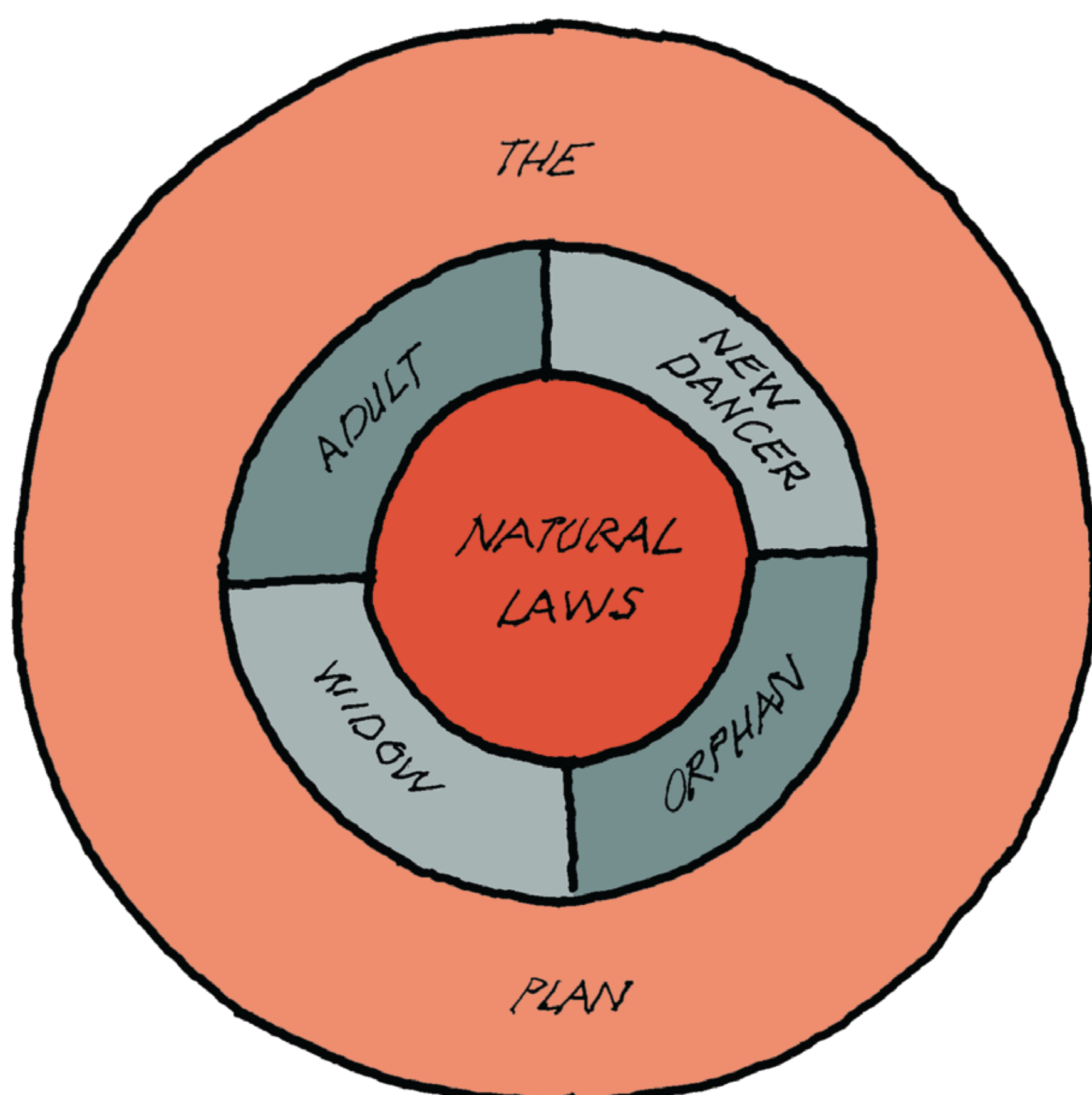
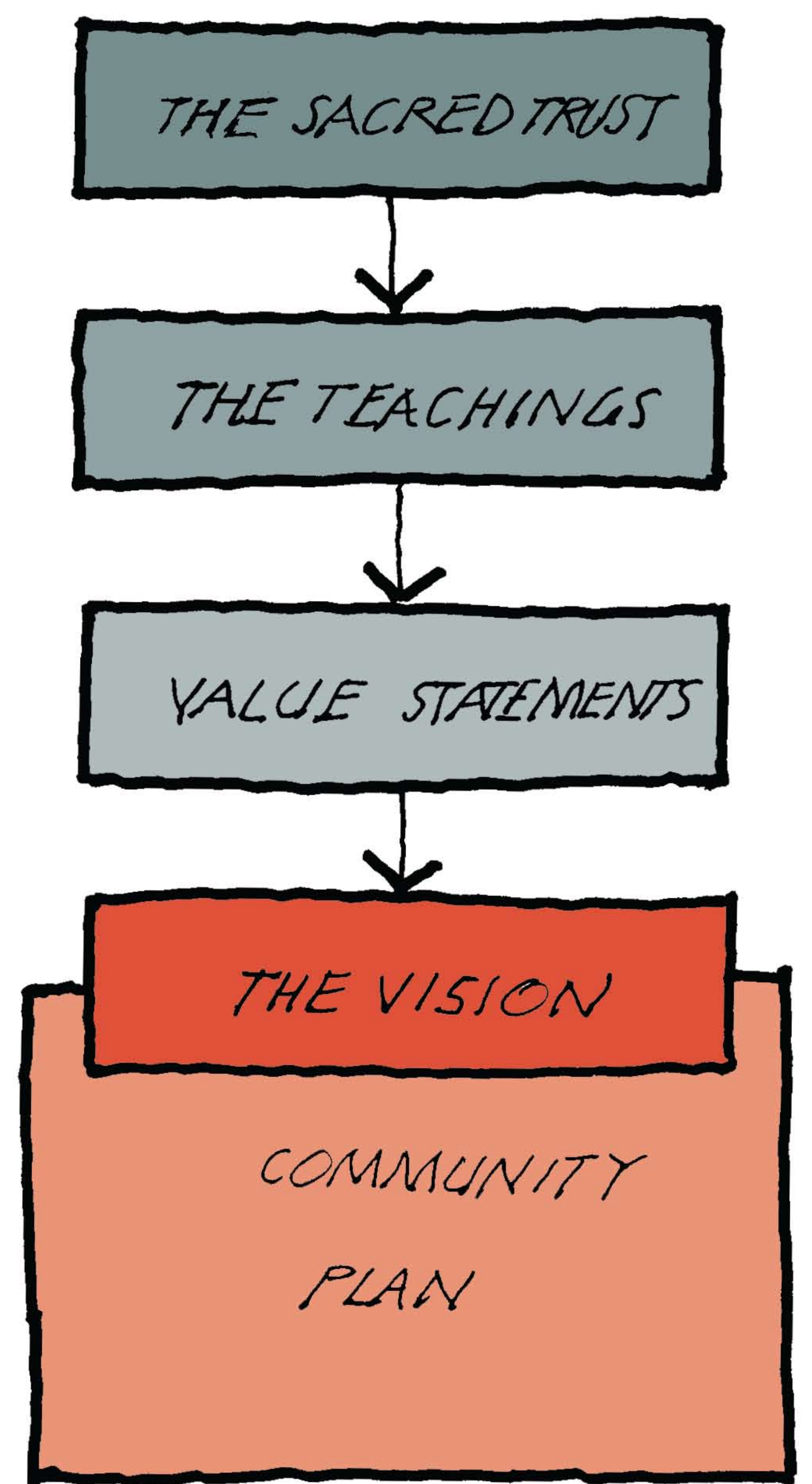
- 1 GETTING STARTED:**  
Confirming the work plan and launching the planning process.  
*(Sep-Oct 2009)*
- 2 DEFINING THE KEY ELEMENTS OF THE SACRED TRUST:**  
Identifying the key elements of the Sacred Trust and the Teachings.  
*(Nov 2009-Jan 2010)*
- 3 MAPPING THE VISION:**  
Moving from the Sacred Trust and the Teachings to identifying Values and developing a Vision Statement.  
*(Jan-Mar 2010)*
- 4 DRAFTING THE PLAN:**  
Preparing the Community Plan.  
*(Apr 2010-Mar 2011)*

# Esquimalt Nation Community Plan

## The Esquimalt Nation Community Plan

The Esquimalt Nation is a unique community that is culturally homogeneous, and has a very long and singular cultural heritage. If the Community Plan is to have meaning to the community, it must be rooted in that cultural heritage, which is made up of the Sacred Trust, the Teachings and Value Statements.

The first step in the Community Plan process is to trace the essence of that heritage in order to inform the goals, objectives and policies of the Plan.



At the core of the Esquimalt Nation Community Plan will be The Natural Laws of the cultural heritage. The laws, as played out in the cycle of life — Adult, New Dancer, Orphan and Widow/Widower — will be reflected in the Plan as goals, objectives and policies.



# Esquimalt Nation Community Plan

## The Natural Laws

The following are some of The Natural Laws, which are at the core of the Esquimalt Nation's heritage:

### Land, Water & Resources

	1	2	3	4	5
Natural Law	Take care of the land, water & resources	Share with others	Respect all that you take	Nature is part of life	The land is part of our identity
Responsibility	Take only what you need	Share what you cannot eat	Give thanks for what you have	Bring nature into your life	Remember the land
Leadership	Ensure no one over harvests	Preserve so there is enough	Create opportunities to be thankful	Emphasize the importance of being a caretaker	Maintain the relationship to the land

### The Community, Family & People

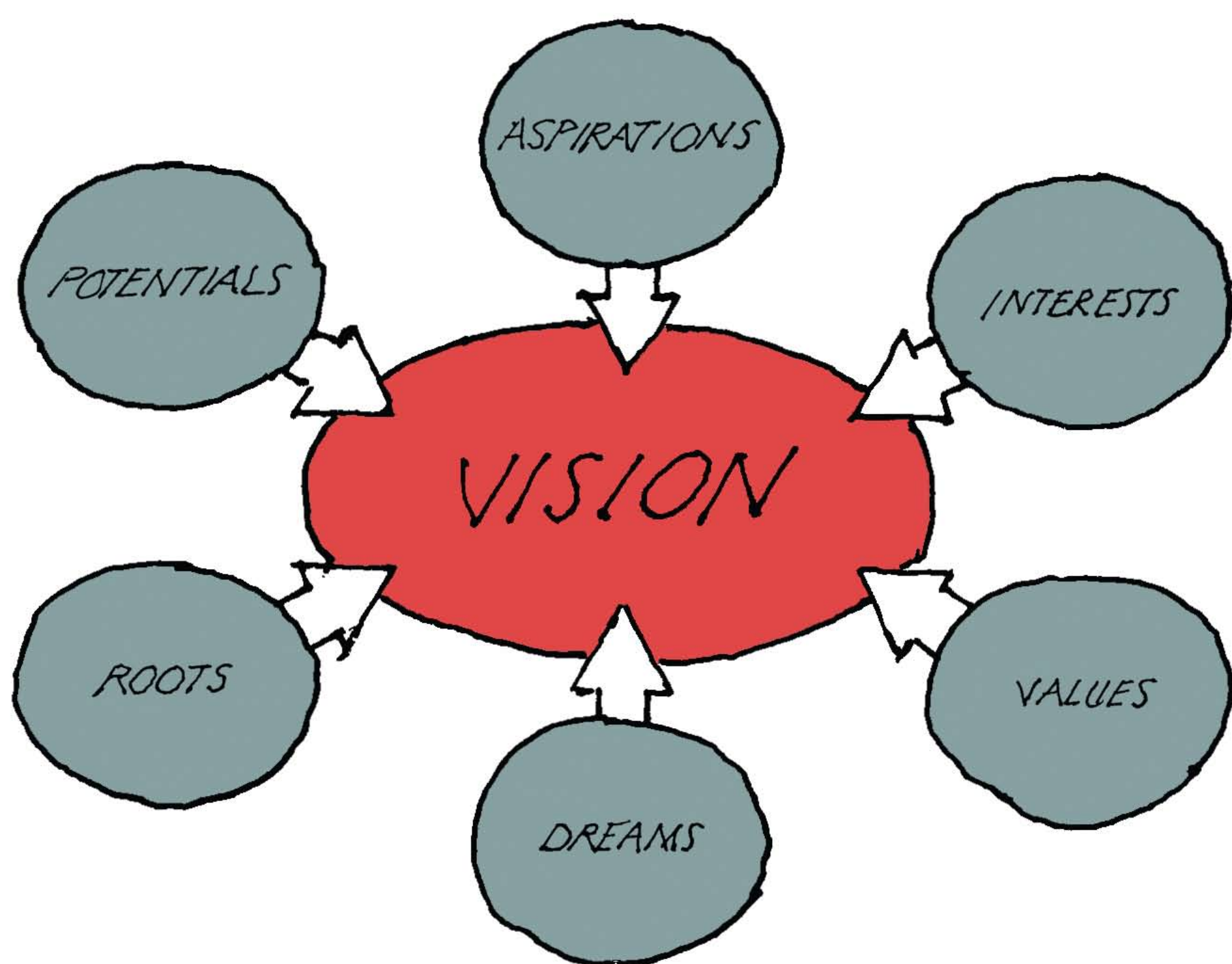
	1	2	3	4	5
Natural Law	The community comes first	The family is important	Everyone works as one	Emphasize good relations	Respect your Elders
Responsibility	Help others before yourself	Respect your family members	Work cooperatively	Know who you are related to	Listen carefully
Leadership	Ensure the community is treated equally	Reinforce family relationships	Provide opportunities for cooperation	Be inclusive	Give voice to the Elders

### The Spiritual Path

	1	2	3	4	5
Natural Law	The Creator put us here for a purpose	There is continuity of life	Tradition is important to the present and the future	The Elders have wisdom	Life is to be enjoyed
Responsibility	Discover your purpose	Remember your ancestors and those that will follow	Honour the traditions	Listen to the wisdom of experience	Make room for humour in your life
Leadership	Provide guidance	Consider both the past and the future	Hold the traditions and ceremonies for all	Make opportunities for the wise to speak	Provide opportunities for the celebration of life

# Esquimalt Nation Community Plan

## What is a Vision Statement?



A Vision Statement describes, in general terms, what the community desires, values and wants their future to be like, say in 25 years. It should be bold, yet realistic — not an unobtainable dream.

## THE ESQUIMALT NATION VISION STATEMENT

The planning process to date has determined that the Vision for the Esquimalt Nation must be rooted in the Sacred Trust. The following draft statement has been developed, based on meetings held to this point. It is a **draft** for consideration and discussion by members of the Nation, and is the focus of this Open House.

**The Esquimalt Nation seeks to be a community strongly rooted in its unique spiritual heritage, which guides the community towards a socially and economically sustainable future in which the social, physical and economic health of the community is in balance for the benefit of all members of the Nation, equally and equitably.**

# Esquimalt Nation Community Plan

## What will be in the Plan?

The content of the Plan is not complete. However, the Plan will define the relationships between the Resources, the Community and the role of Leadership through a series of Goals, Objectives and Policies. As part of the next phase of the project, these will be developed for a number of topic areas. A draft table of contents is located below.

### Esquimalt Nation Vision Community Plan Outline

March 2010

#### Part 1: Background

- 1.1 Terms of Reference
- 1.2 Purpose
- 1.3 How to Use
- 1.4 Review Process

#### Part 2: The Vision and Community Plan

- 2.1 The Sacred Trust
  - The Teachings, Values and Vision Statement
- 2.2 Regional Context
  - Regional Capital District
  - Our Neighbours
- 2.3 Governance and Community Participation
  - Goals
  - Objectives
  - Policies
- 2.4 Economic Development
  - Goals
  - Objectives
  - Policies
- 2.5 Education
  - Goals
  - Objectives
  - Policies
- 2.6 Heritage and Culture
  - Goals
  - Objectives
  - Policies
- 2.6 Housing
  - Goals
  - Objectives
  - Policies
- 2.7 Land Use and Structure
  - Goals
  - Objectives
  - Policies

#### 2.8 Recreation and Community Spaces

- Goals
- Objectives
- Policies

#### 2.9 Safety and Emergency Preparedness

- Goals
- Objectives
- Policies

#### 2.10 Social Development


- Goals
- Objectives
- Policies

#### 2.11 Utilities, Infrastructure and Services

- Goals
- Objectives
- Policies

#### Part 3: Implementation

- 3.1 Economic Strategies
- 3.2 Land Use and Development Strategies
- 3.3 Housing Strategies
- 3.4 Programme Strategies



### Goals

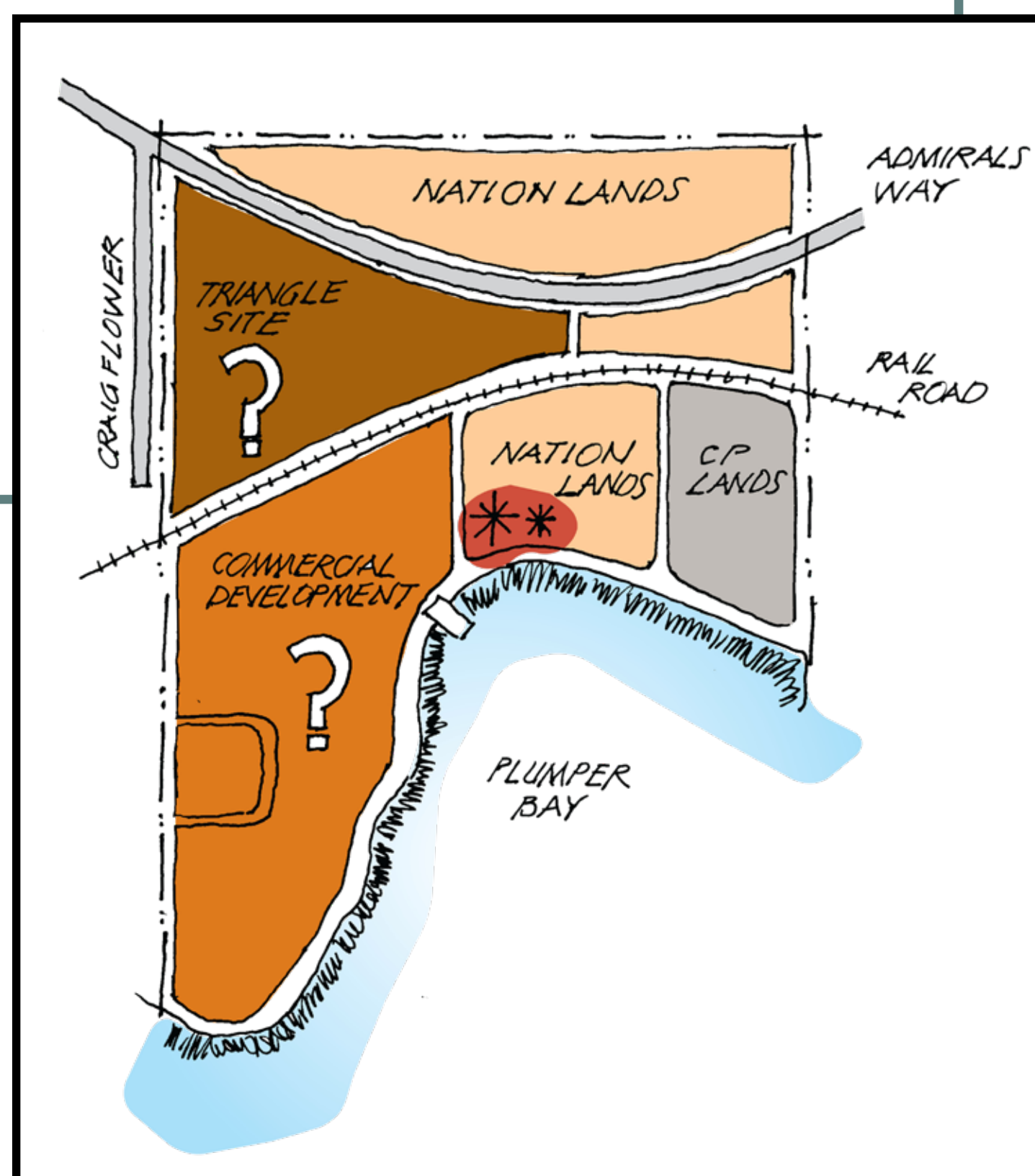
*“the state of affairs that a plan is intended to achieve”*

### Objectives

*“a strategic statement or plan of specific action(s) to attain a goal”*

### Policies

*“a definite course or method of action to guide or determine future decisions”*



# Esquimalt Nation Community Plan

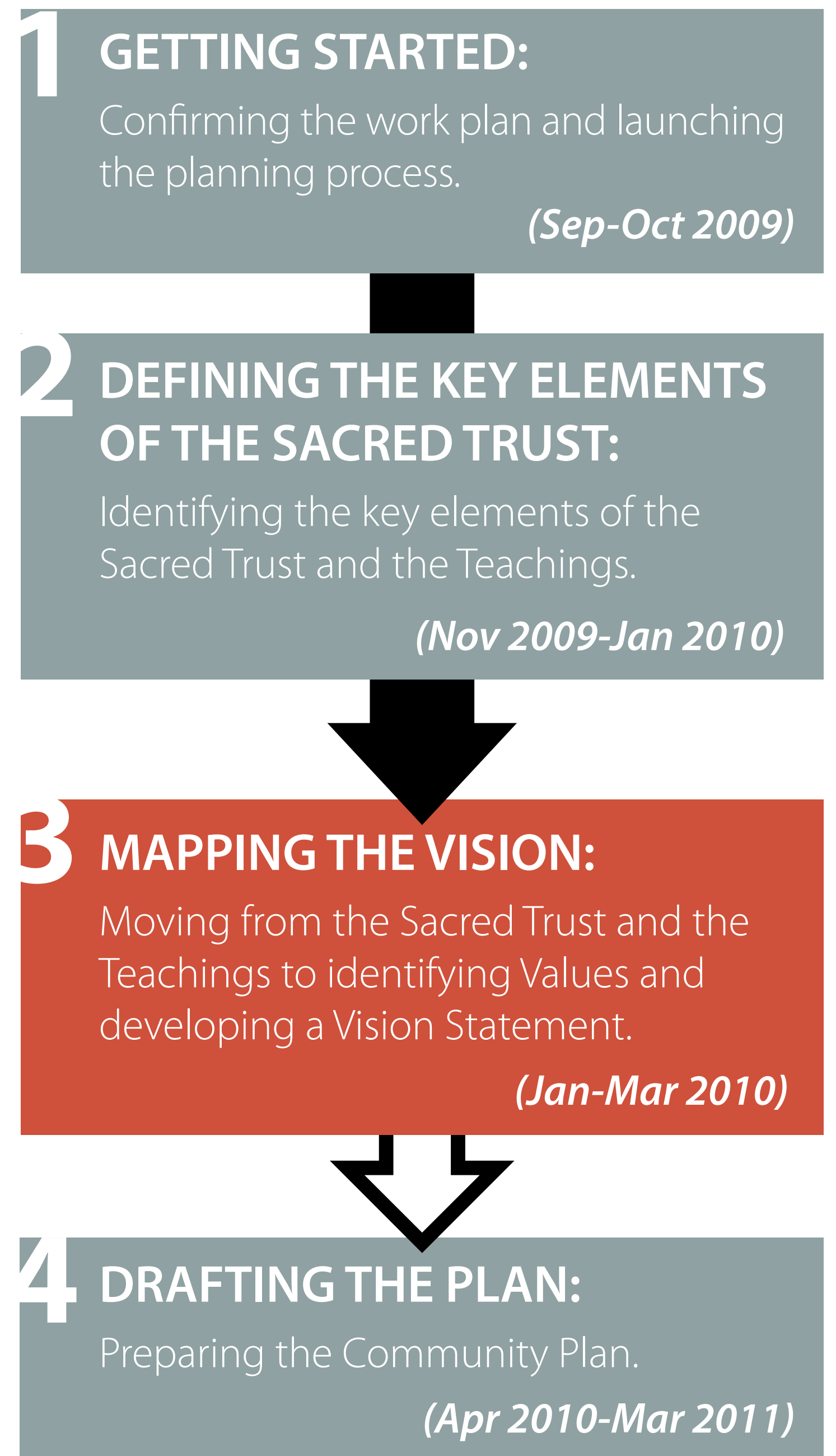
## What's Next?

The Community Plan process began with *Phase 1: Getting Started* and moved to *Phase 2: Defining the Key Elements of the Sacred Trust*. We have been working through *Phase 3: Mapping the Vision*. Before moving on to *Phase 4: Drafting the Plan*, and finalizing the Vision Statement, a thorough review of the work to date will be undertaken. With the statement in hand, Goals and Objectives for each of the topic areas in the Plan will be developed. These will be presented to the community for review in June. These Goals and Objectives will be tied to a review of existing and new programme opportunities before policies for each topic area are drafted for community review in the fall.

## WORK PLAN

The following schedule shows the proposed work plan from April to early October 2010. The plan for the rest of 2010 into 2011 will be developed after the October Open House.

## PROCESS PHASES



		APR 10	MAY 10	JUN 10	JUL 10	AUG 10	SEP 10	OCT 10
1	Refine Vision Statement	█						
2	Review Goals & Objectives	█			█			
3	Identify Policy Programmes		█					
4	Draft Policies				█			
5	Heads of Families' Meetings	◆	◆	◆			◆	
6	Open Houses							○

# Esquimalt Nation Community Plan

## Getting Involved

For the Community Plan to be meaningful to the Nation, it is important for members of the community to participate in the development of the Plan. To date, there have been meetings with Chief and staff, with the Heads of the Families and with youth members. Attendance at the last Open House was encouraging. We would like to involve more members of the community, more often, in the next phase of the project.

### UPCOMING EVENTS

#### Monthly

Heads of the Families Meetings

#### Monthly

Newsletters

#### End of March

Website Launch

#### May and September

Youth Workshops



### HOW TO GET INVOLVED

- Talk with the Heads of the Families.
- Get on the email list.
- Volunteer for one of the Special Projects:
  - Nation Chronology
  - Language Dictionary
  - Nation Photo Album
  - Family Tree
- Drop-in Tuesdays
- Participate in the Community Open Houses.

